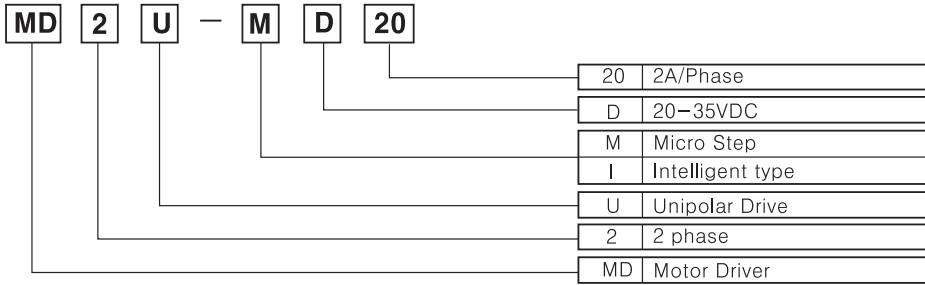




Selection Guide

2-PHASE STEPPING MOTOR DRIVER

Ordering information



Specifications

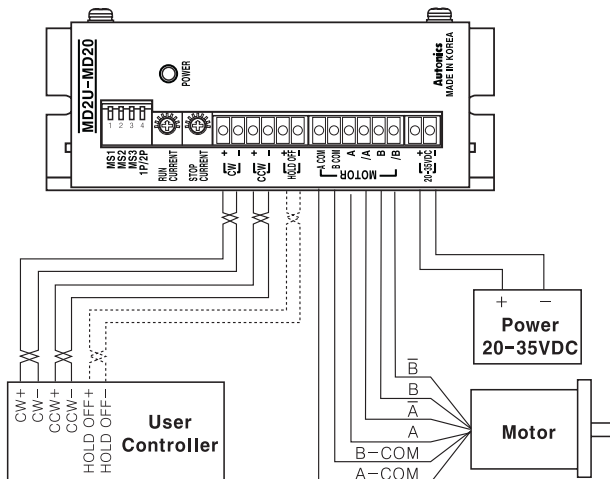
Model	MD2U-MD20	MD2U-ID20
Appearances	 [W105×H38×L74mm]	 [W105×H38×L74mm]
Power supply	(★1) 20-35VDC 3A	
RUN current	0.5 ~ 2.0A / Phase	
RUN method	Unipolar constant current drive	
Resolution	1, 2, 4, 5, 8, 10, 16, 20 of microstep	2, 5, 10, 20 of division
Pulse width	Min. 6μs	
Pulse interval	Min. 6μs	
Resing/falling time	Max. 0.5μs	
Max. input pulse frequency	80kpps	(★2) 40kpps
Pulse input voltage	High : 4-8VDC, Low : 0-0.5VDC	
Input resistance	300Ω (CW, CCW), 390Ω (HOLD OFF)	3.3kΩ (CW, CCW, HOLD OFF)
Insulation resistance	Min. 200MΩ (Based on 500VDC)	
Dielectric strength	1000VDC 60Hz for 1 minute	
Vibration	1.5mm amplitude at frequency of 10~55Hz in each of X, Y, Z directions for 2 hours	
Shock	300m/s ² (30G) in X, Y, Z directions for 3 times	
Ambient temperature	0 ~ 50°C (at non-freezing status)	
Storage temperature	-20 ~ 60°C (at non-freezing status)	
Ambient humidity	35 ~ 85%RH	
Unit weight	Approx. 190g	

※(★1) When using over 30VDC, it should be mounted at ventilative place due to increasing heat.

※(★2) Max.input pulse frequency is changed depending on resolution.

Connections

MD2U-MD20



MD2U-ID20

