
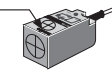


PROXIMITY SENSOR



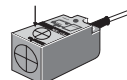



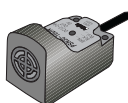

■ Square DC 2-wire type (Power : 24VDC)

Appearance Classification			Sensing distance (mm)	Response frequency (Hz)	Model
Classification	Standard type(Front sensing)	Upside sensing			
17 Square	Normal	(Front sensing type) 	5	500	PST17-5DO
					PST17-5DC
		(Upside sensing type) 			PST17-5DOU ※
					PST17-5DCU ※

▶ ※marked model is optional.

■ Square DC 3-wire type (Power : 12-24VDC)



Appearance Classification			Sensing distance (mm)	Response frequency (Hz)	Model					
Classification	Standard type(Front sensing)	Upside sensing								
12 Square	Normal	Front sensing (Standard type) 	4	500	PS12-4DN					
					PS12-4DP					
					PS12-4DN2					
					PS12-4DNU					
					PS12-4DPU					
		PS12-4DN2U ※								
17 Square	Normal	Front sensing (Standard type) 	5	700	PS17-5DN					
					PS17-5DP					
					PS17-5DN2 ※					
					PS17-5DN-F					
					PS17-5DN2U ※					
			Upside sensing 	8	200	PS17-8DN				
						PS17-8DP				
						PS17-8DN2				
						PS17-8DN-F				
						PS17-8DP-F				
			5	700	PS17-5DNU ※					
					PS17-5DPU ※					
					PS17-5DN2U ※					
					PS17-8DNU ※					
					PS17-8DPU ※					
25 Square	Normal		5	350	PSN25-5DN					
					PSN25-5DP					
					PSN25-5DN2 ※					
	Flat		8	200	PFI25-8DN					
					PFI25-8DP					
					PFI25-8DN2 ※					
					PFI25-8DP2 ※					
					※ Except for CE					
					30 Square	Normal		10	250	PSN30-10DN
										PSN30-10DP
15	200	PSN30-10DN2 ※								
		PSN30-10DP2 ※								
40 Square	Normal		20	200	PSN30-15DN					
					PSN30-15DP					
					PSN30-15DN2 ※					
					PSN30-15DP2 ※					
50 Square	Normal		30	50	PSN40-20DN					
					PSN40-20DP					
					PSN40-20DN2 ※					
					PSN40-20DP2 ※					
					PS50-30DN					
					PS50-30DP					
					PS50-30DN2 ※					
					PS50-30DP2 ※					

▶ ※marked model is optional.