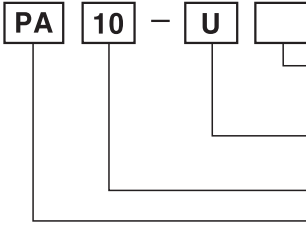


SENSOR CONTROLLER

Ordering information



	NPN input
P	PNP input
U	High function controller
V	Controller
W	2 channel controller
10	Multi-function
PA	Power Amplifier

Specifications(PA10 Series)

Type	High function controller				
Model	PA10 - U	PA10 - V	PA10 - VP	PA10 - W	PA10 - WP
Appearances & Dimensions	 [W38×H76×L82mm]				
Power supply	100-240VAC 50/60Hz				
Allowable operation voltage	90-110% power supply				
Power consumption	100VAC 50/60Hz : Approx. 7VA (Condition:12VDC/200mA), 240VAC 50/60Hz : Approx. 10VA				
Power for external sensor	12VDC ±10% max. 200mA				
Input (IN1) (IN2)	Selectable NORM/INV. Selectable OR/AND operation for IN1, IN2 input. Selection function for IN2 derivative action.		Selectable NORM/INV. Operation for IN1, IN2 AND.		Selectable NORM/INV. Selection function for IN1, IN2 individual operation.
	NPN input	NPN input	PNP input	NPN input	PNP input
Input method	<ul style="list-style-type: none"> PA10-U [No voltage input] Impedance at short-circuit:Max. 680Ω, Residual voltage at short-circuit:Max. 0.8V, Impedance at open:Min. 100kΩ PA10-V/PA10-W [No voltage input] Impedance at short-circuit:Max. 300Ω, Residual voltage at short-circuit:Max. 2V, Impedance at open:Min. 100kΩ PA10-VP/PA10-WP [Voltage input] Input impedance:5.6kΩ, "H" level voltage:5-30VDC, "L" level voltage:0-2VDC 				
Output	Contact output	OUT [250VAC 3A (Resistive load)]			OUT1, OUT2 [250VAC 3A (Resistive load)]
	Solid-state output	O · C OUT1 O · C OUT2	O · C OUT		_____
		NPN open collector output Max. 30VDC 200mA			
Response time	Relay contact: Approx. 10ms, Transistor output : 50μs (When it is encoder mode)				
Time setting function by each mode * Only for PA10-U	Have	<ul style="list-style-type: none"> ON-DELAY MODE • OFF-DELAY MODE • ONE-SHOT DELAY MODE • FLICKER MODE FLICKER ONE-SHOT MODE • LOW-SPEED DETECTION MODE • HIGH-SPEED DETECTION MODE 			
	Non	<ul style="list-style-type: none"> NORMAL MODE • FLIP-FLOP MODE • ENCODER (MODE 9 to 11) 			
Relay life cycle	Mechanical	Min. 10,000,000 times			
	Electrical	Min.100,000 times (250VAC 3A resistive load)			

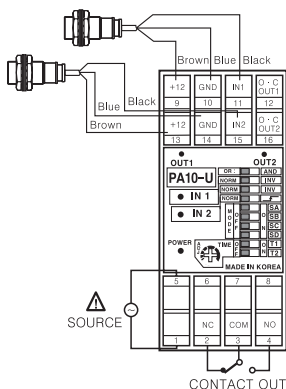
*If the load is connected over 200mA at the sensor output, it may cause malfunction.

Specifications(PA12 Series)

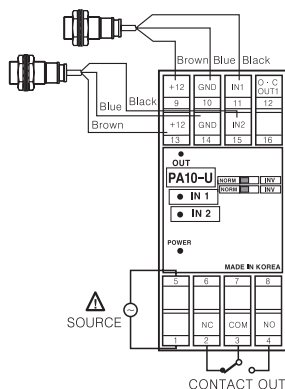
Type	Power Amplifier	
Model	PA-12	
Appearances & Dimensions	 [W50×H80×L70mm]	
Input type	Selectable NPN/PNP	
Power supply	Selectable 110/220VAC 50/60Hz ±10%	
Output	Composition	SPDT (1a 1b)
	Capacity	250VAC 3A at resistive load
Power for external sensor	12VDC 50mA	
Power consumption	Approx. 4VA	
Input signal	NPN	High level [H] : 7-12VDC, Low level [L] : 0-5VDC, Input impedance : 10kΩ
	PNP	Short-circuit impedance : Max. 1kΩ, Residual voltage : Max. 2VDC Open circuit impedance : Min. 100kΩ

Connections

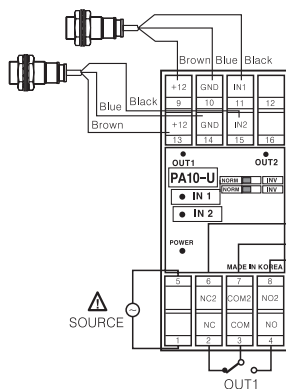
PA10-U



PA10-V/PA10-VP



PA10-W/PA10-WP



PA-12

