

Selection Guide

COUNTER/TIMER(FX SERIES)

Ordering information









I	Indicator(No output)
	Single preset
2P	Dual preset
	DIN W72×H72mm
H	DIN W48×H96mm
L	DIN W144×H72mm
4	9999(Digit)
6	999999(Digit)
FX	Counter/Timer type



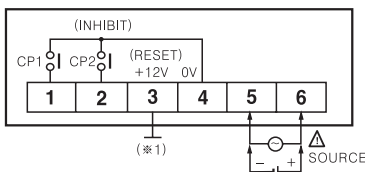
I	Indicator(No output)
	Single preset
Y	DIN W72×H36mm
S	DIN W48×H48mm
4	9999(Digit)
5	99999(Digit)
6	999999(Digit)
FX	Counter/Timer type

Specifications

Series		FX SERIES									
Digit		4	6	4	5	4	6	4	6	4	6
Model	Single preset	—	—	FX4S	—	FX4	FX6	FX4H	—	—	—
	Dual preset	—	—	—	—	FX4-2P	FX6-2P	FX4H-2P	FX4L-2P	FX6L-2P	—
	Totalizer(Indicator)	FX4Y-I	FX6Y-I	—	FX5S-I	FX4-I	FX6-I	FX4H-I	FX4L-I	FX6L-I	—
Appearances & Dimensions											
		[W72×H36×L93mm]	[W48×H48×L91mm]	[W72×H72×L112mm]	[W48×H96×L100mm]	[W144×H72×L112mm]					
Input operation mode		Count up/down input(Command input, Individual input, Phase difference input), Count up input, Count down input									
Power supply		100-240VAC 50/60Hz, 12-24VAC/DC(Option) [90 ~ 110% of Power supply]									
Max. counting speed		Selectable 30cps, 5kcps					Selectable 1cps, 30cps, 2kcps, 5kcps				
Input	CP1, CP2 input	No voltage input (P) Impedance at short-circuit : Max. 470Ω			●Voltage input, No voltage input (PNP, NPN selectable) [Voltage input] Input impedance : 5.4kΩ, "H" level : 5-30VDC, "L" level : 0-2VDC [No voltage input] Impedance at short-circuit impedance : Max. 1kΩ, Residual voltage at short-circuit: Max. 2VDC, Impedance at open-circuit : Min. 100kΩ						
	Reset input	Residual voltage at short-circuit : Max. 1VDC Impedance at open-circuit : Min. 100kΩ									
Control output	Contact	Type	—			SPDT(1c)		—			
		Capacity	—			250VAC 3A resistive load		—			
	Solid-state	Type	—			NPN open collector		—			
		Capacity	—			30VDC max. 100mA max.		—			

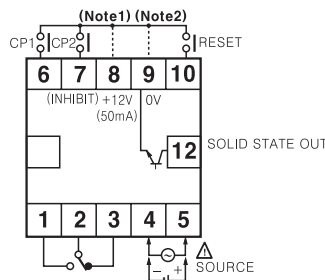
Connections

- FX4Y-I(No output)
- FX6Y-I(No output)

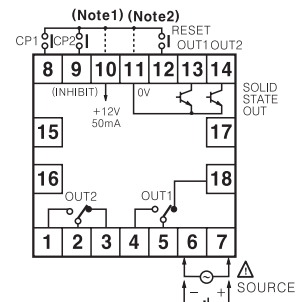


(※1) It can be selected reset or sensor power(+12VDC 50mA) by controlling internal jump pin.

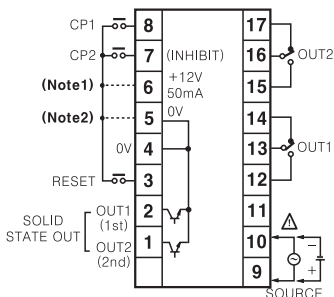
- FX4S
- FX5S-I(No output)



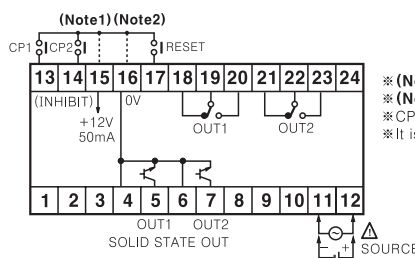
- FX4(No out1) / FX6(No out1)
- FX4-2P / FX6-2P
- FX4-I(No output) / FX6-I(No output)



- FX4H(No out1)
- FX4H-2P
- FX4H-I(No output)



- FX4L-2P / FX6L-2P
- FX4L-I(No output) / FX6L-I(No output)



- ※(Note1) : PNP input
- ※(Note2) : NPN input
- ※CP2(INHIBIT) : Time hold terminal when using for timer.
- ※It is operated by power ON start type when using for timer.